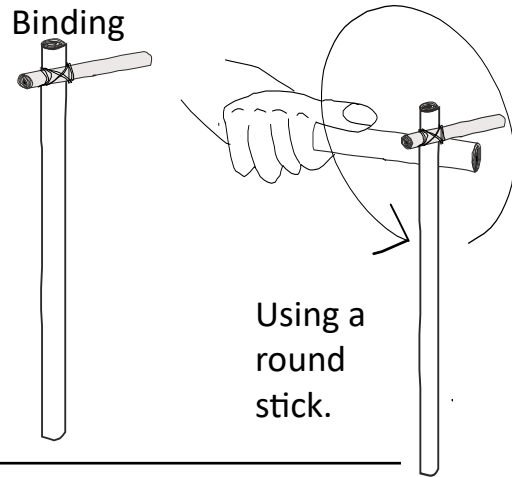
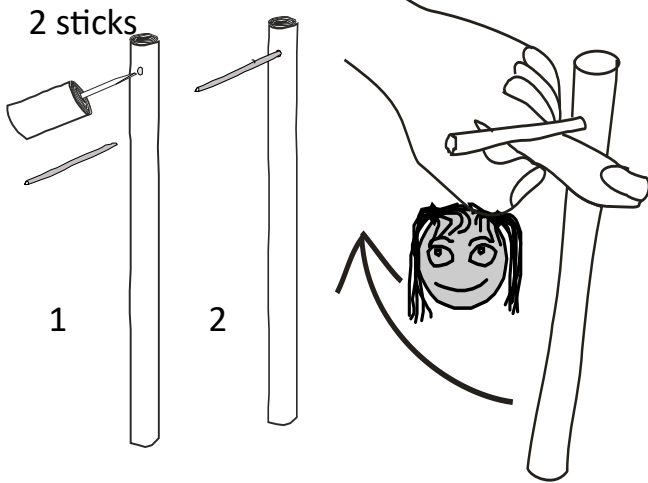
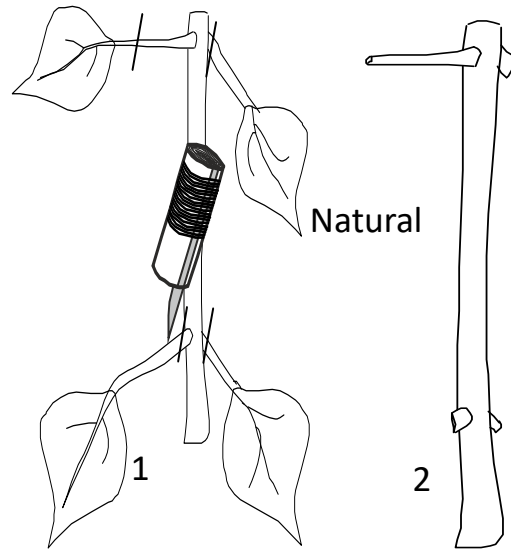
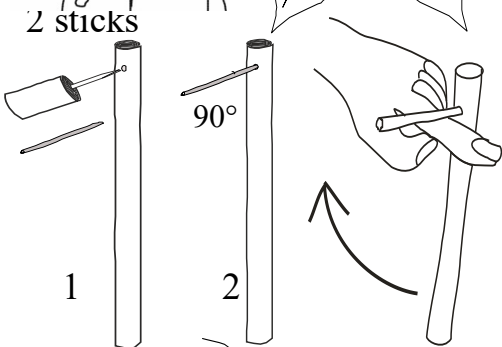
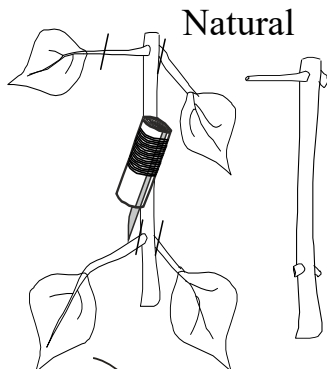


# Magic Stick



# Magic Stick



**Materials;** 2 small sticks, thread for binding.  
**Making:** Bind 2 sticks together at right angles. 90°  
 Or make a hole with an awl and push in a small stick.

**When it Works:** Place the corner on your finger, rock the sticks then make the finger draw a circle with the long stick going under the finger.

**When it doesnt:** Going the wrong way will not work, the stick falls off every time. The stick must be at right angles (90degrees) or less. The finger is not round.

**Notes:** Sticks held by binding sometimes get loose. The small branch/stick must not have too much weight. The main weight should be at the base. The magic stick will work well with a small ball and string tied to the stick.

**Science:** The stick stays spinning because the forces acting push the stick into the finger. The forces are uneven if you do not describe a circle or your finger is not round! The forces are stronger when going faster, it can be spun above your head. It can be spun slowly as well.

